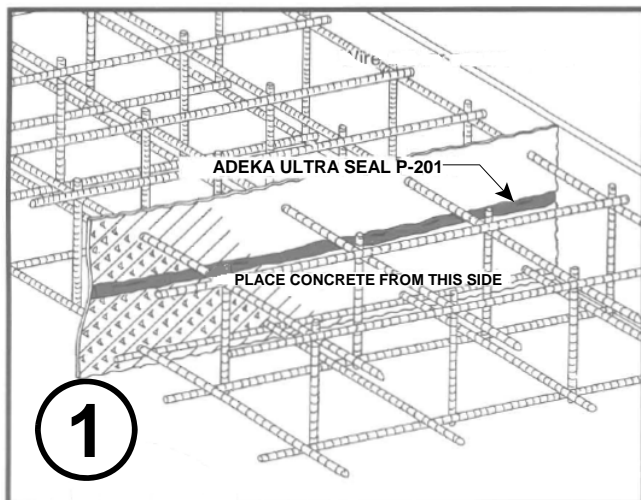

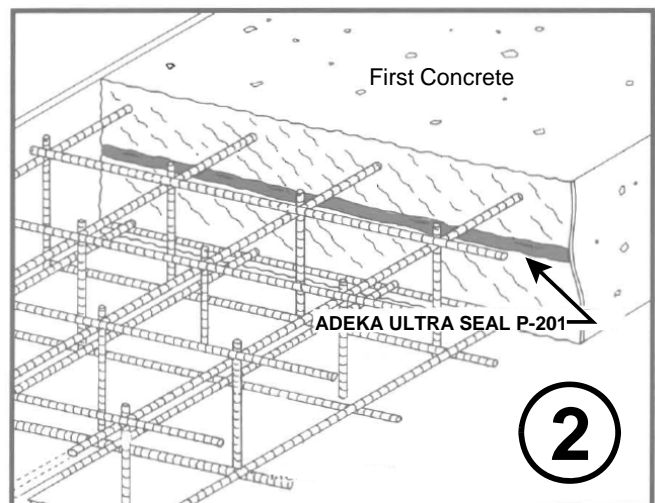


ADEKA P-201 - WATERSTOP FOR EXPANDED METAL FORMS



1. Apply a uniform $\frac{1}{4}$ " X $\frac{1}{2}$ " bead of Adeka P-201 to the metal form on the first concrete placement side.

P-201 will cure in approximately 24 hours in warm temperatures (summer). In the winter time (cooler temperatures) allow 36 hours for curing. Place first concrete.



2. After first concrete is placed, remove any concrete that protrudes past the expanded metal form along the line of the first P-201 application.

Apply another uniform $\frac{1}{4}$ " X $\frac{1}{2}$ " bead of P-201 along the surface of the existing P-201. Allow curing time and place second concrete.

**Call your local Adeka Representative or 800.999.3959
for more information
www.adeka.com**